

## Q1 What is your email address?

Answered: 70 Skipped: 0

## Q2 Which region is your organisation in?

Answered: 70 Skipped: 0

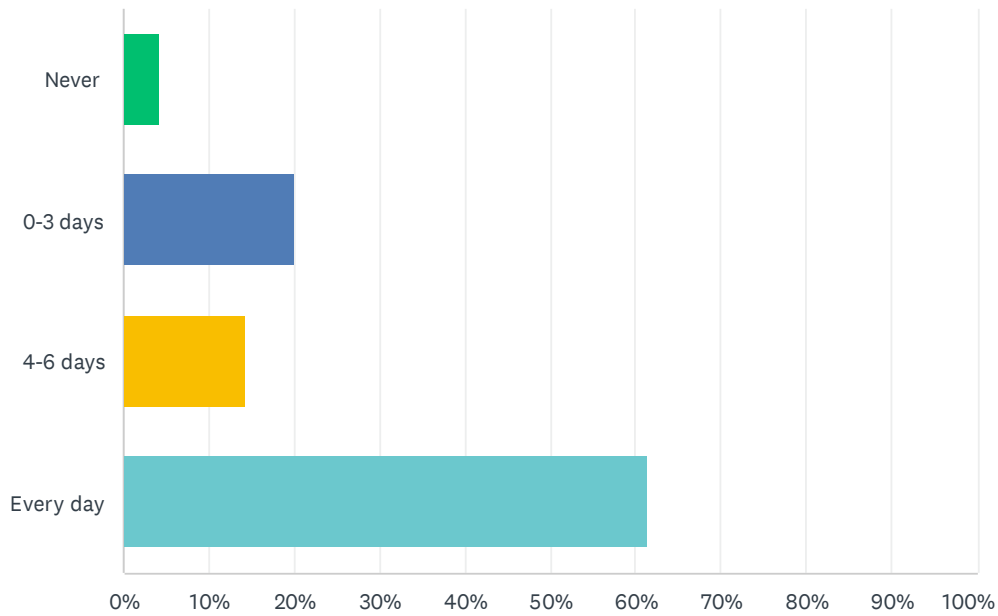


## Snap Survey 1. November 2021

ANSWER CHOICES	RESPONSES	
Wales	5.71%	4
Scotland	5.71%	4
Northern Ireland	0.00%	0
London	7.14%	5
East of England	14.29%	10
East Midlands	4.29%	3
North East	2.86%	2
North West	17.14%	12
South Central	2.86%	2
South East	5.71%	4
South West	12.86%	9
West midlands	12.86%	9
Yorkshire and Humber	8.57%	6
TOTAL		70

### Q3 How often has your ED been holding ambulances in the last week?

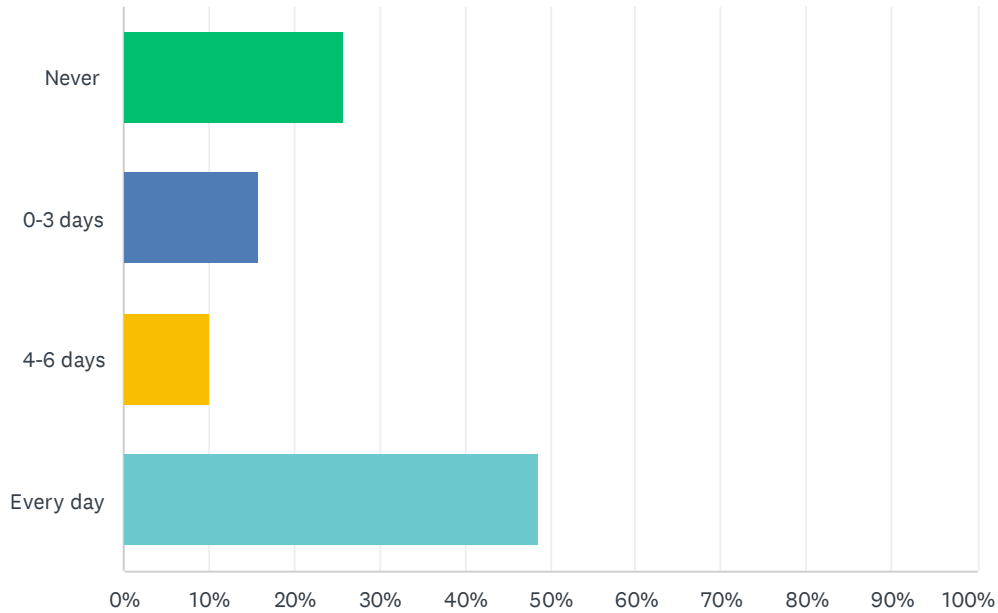
Answered: 70 Skipped: 0



ANSWER CHOICES	RESPONSES
Never	4.29% 3
0-3 days	20.00% 14
4-6 days	14.29% 10
Every day	61.43% 43
TOTAL	70

### Q4 How often have you been providing care for patients in non-designated areas such as corridors in the last week?

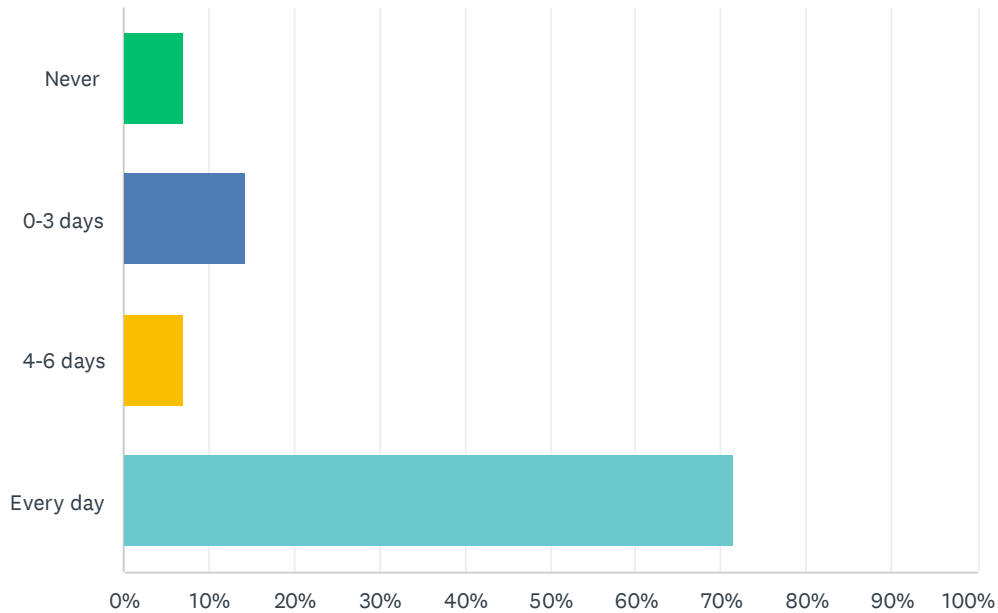
Answered: 70 Skipped: 0



ANSWER CHOICES	RESPONSES	
Never	25.71%	18
0-3 days	15.71%	11
4-6 days	10.00%	7
Every day	48.57%	34
TOTAL		70

### Q5 How often have you been unable to maintain social distancing for patients within your overall footprint in the last week? (includes waiting areas and clinical areas)

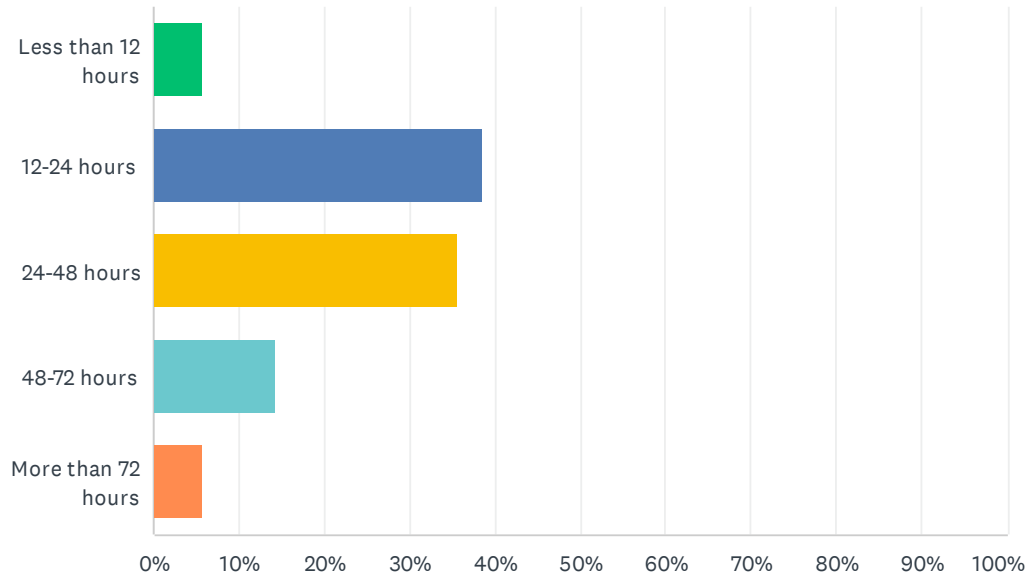
Answered: 70 Skipped: 0



ANSWER CHOICES	RESPONSES
Never	7.14% 5
0-3 days	14.29% 10
4-6 days	7.14% 5
Every day	71.43% 50
TOTAL	70

## Q6 What is the longest stay you have had in your ED since Monday 8th November?

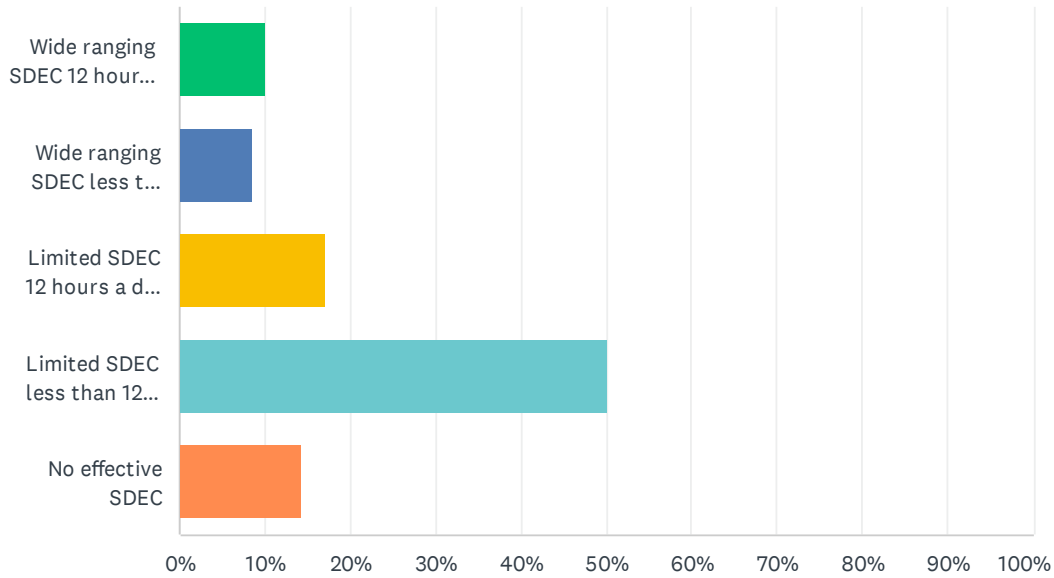
Answered: 70 Skipped: 0



ANSWER CHOICES	RESPONSES	
Less than 12 hours	5.71%	4
12-24 hours	38.57%	27
24-48 hours	35.71%	25
48-72 hours	14.29%	10
More than 72 hours	5.71%	4
<b>TOTAL</b>		<b>70</b>

## Q7 What is the availability of SDEC in your Trust?

Answered: 70 Skipped: 0



ANSWER CHOICES	RESPONSES	
Wide ranging SDEC 12 hours a day 7 days a week	10.00%	7
Wide ranging SDEC less than 12 hours a day OR weekdays only	8.57%	6
Limited SDEC 12 hours a day 7 days a week	17.14%	12
Limited SDEC less than 12 hours a day OR weekdays only	50.00%	35
No effective SDEC	14.29%	10
<b>TOTAL</b>		<b>70</b>