



Ultrasound Case Reflection's Preview

THIS VERSION IS PUBLISHED
Version 8

 [Archive \(\)](#)  [Duplicate \(\)](#)
[+ Create a new version \(\)](#)

Fields marked with ★ are required.

Section 1

Case reflection title ★

Date of case ★

Location

Patient's Gender

Patient's Age

Equipment Used

Ultrasound application used

5 items

- AAA

- ELS

- FAST

- Vascular Access

- Other

Describe the clinical scenario

How was ultrasound used in this case?


Were you able to obtain usable images?


Please upload suitable anonymous image(s) of the case to support your reflection

Please upload a document

Drag and drop documents here or Click to select from your device

Filter by docs/folders names

 _()

 There are no documents available.

Were you able to interpret the images?

Did the use of ultrasound change management of the patient?

What did you learn from this case?

Other comments