



Royal College *of* Emergency Medicine

Exam Pass Rate Data 2023

The Royal College of Emergency Medicine (RCEM) is pleased to present its inaugural publication of annual exam pass rate data for 2023. This comprehensive report marks a significant milestone in our ongoing commitment to transparency, accountability, and excellence in medical education and professional development within the field of emergency medicine.

By publishing the pass rate data, RCEM aims to provide valuable insights into the performance of our candidates, highlight trends and identify areas for further analysis. The data presented in this report reflects the rigorous standards upheld by the RCEM and underscores our dedication to fostering a competent and highly skilled workforce. This report also highlights where our commitment to Fairer Training Culture for all must demonstrate impact.

The College hopes that this report will serve as a useful resource. RCEM remains committed to supporting our members and ensuring the highest standards of patient care through ongoing education, training and examination.

Following the publication of this report the College will progress work on a more cross-sectional analysis of this data to present a truer picture of differential attainment in our exams. This report will also be published in relation to our commitment to transparency.

The following tables and graphs illustrate exam pass rates categorized by the following variable:

- **Pass rates across RCEM exam diets**
- **Pass rates across RCEM exam diets by gender**
- **Pass rates across RCEM exam diets by trainee status**
- **Pass rates across RCEM exam diets by racial origin**
- **Pass rates across RCEM exam diets by PMQ**
- **Pass rates across RCEM exam diets by English 1st language**
- **Pass rates across RCEM exam diets by attempts**
- **Pass rates across RCEM exam diets by adjustments**



Table 1: Pass rates across RCEM exam diets

Exam	Fail	Pass	Total	Pass %
FRCEM OSCE	100	522	622	83.9
FRCEM SBA	584	518	1102	47.0
MRCEM OSCE	147	905	1052	86.0
MRCEM SBA	2138	1897	4035	47.0
Primary SBA	1673	2314	3987	58.0
Overall	4642	6156	10798	57.0

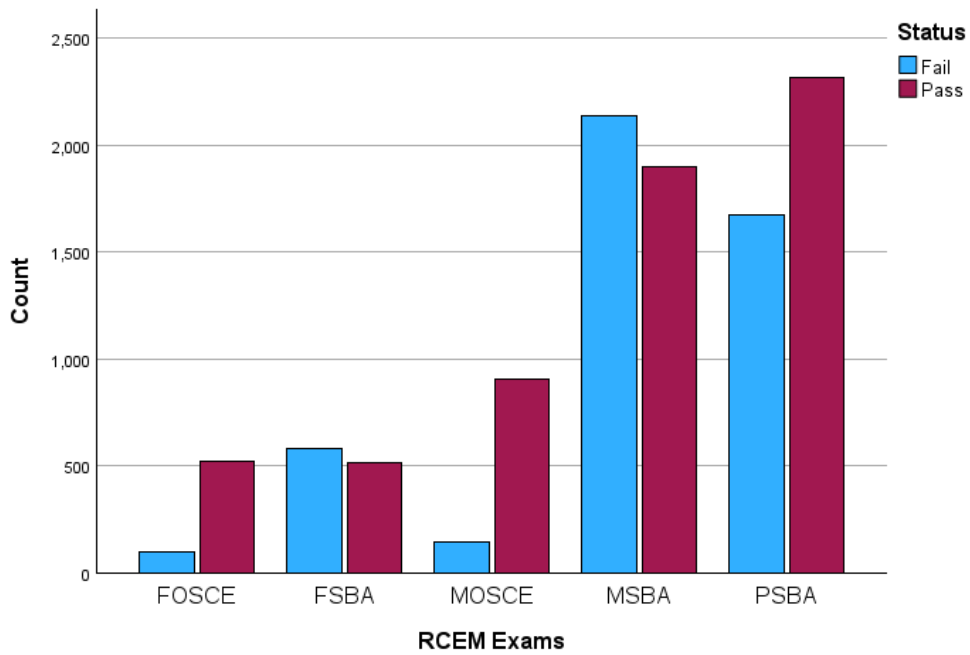




Table 2: Pass rates across RCEM exam diets by gender

Gender	Fail	Pass	Total	Pass %
Female	1184	1890	3074	61.5
Male	2345	2976	5321	55.9
Undisclosed	1113	1290	2403	53.7
Total	4642	6156	10798	57.0

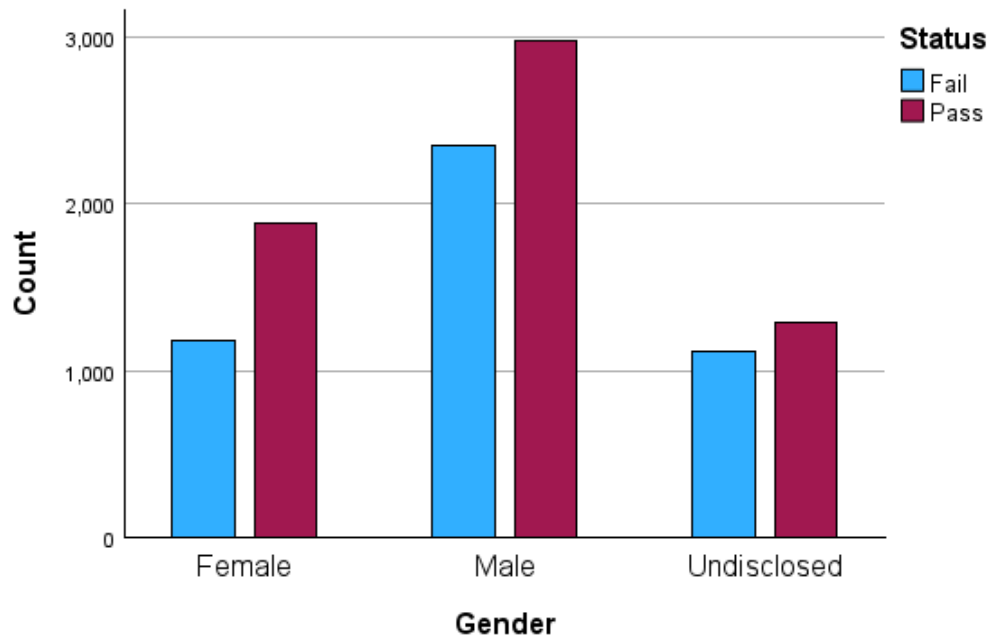




Table 3: Pass rates across RCEM exam diets by trainee status

Trainee Status	Fail	Pass	Total	Pass %
UK Trainee	257	1640	1897	86.5
UK Non-Trainee	746	1004	1750	57.4
ROI	187	206	393	52.4
International	3429	3274	6703	48.8
Undisclosed	23	32	55	58.2
Total	4642	6156	10798	57.0

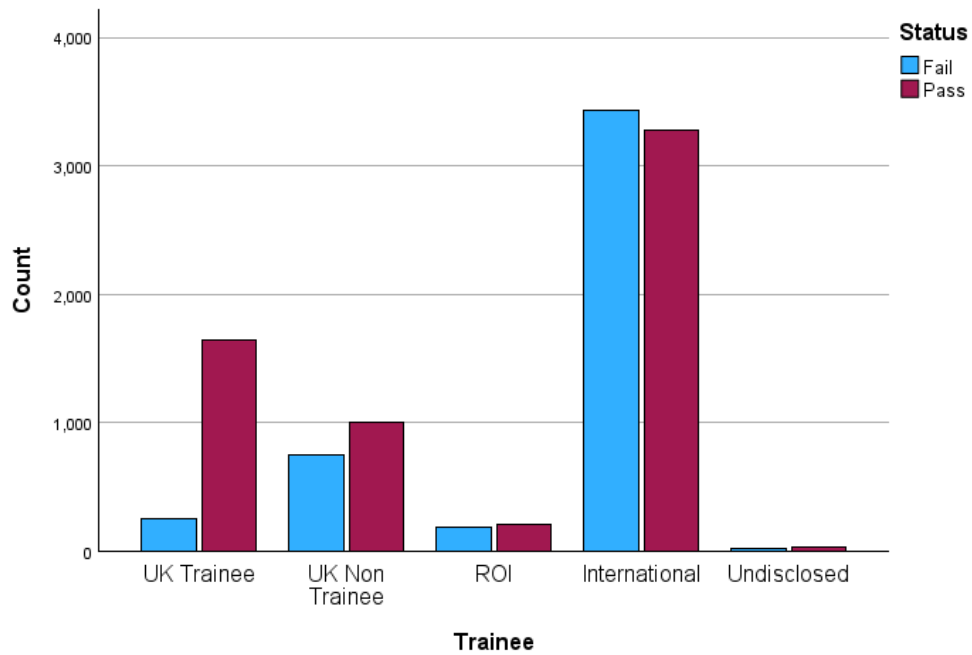




Table 4: Pass rates across RCEM exam diets by racial origin

Racial	Fail	Pass	Total	Pass %
Asian	2580	2563	5143	49.8
Black	486	574	1060	54.2
Mixed	135	207	342	60.5
NA & Undisclosed	293	498	791	63.0
Others	907	912	1819	50.1
White	241	1402	1643	85.3
Total	4642	6156	10798	57.0

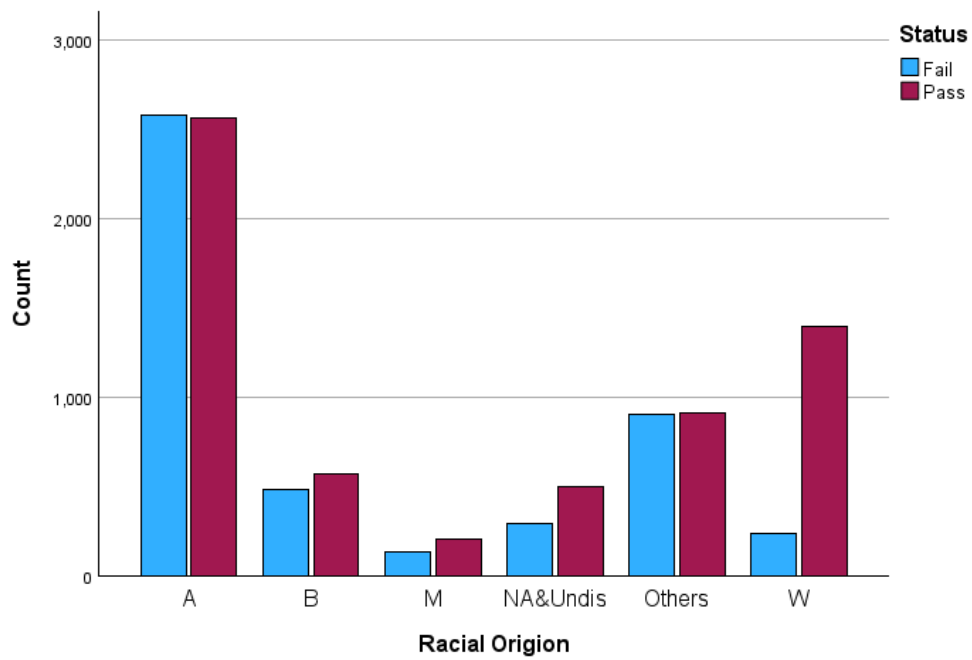




Table 5: Pass rates across RCEM exam diets by PMQ

PMQ	Fail	Pass	Total	Pass %
UK	225	1662	1887	88.1
EEA	153	238	391	60.9
International	3805	3790	7595	49.9
Undisclosed	459	466	925	50.4
Total	4642	6156	10798	57.0

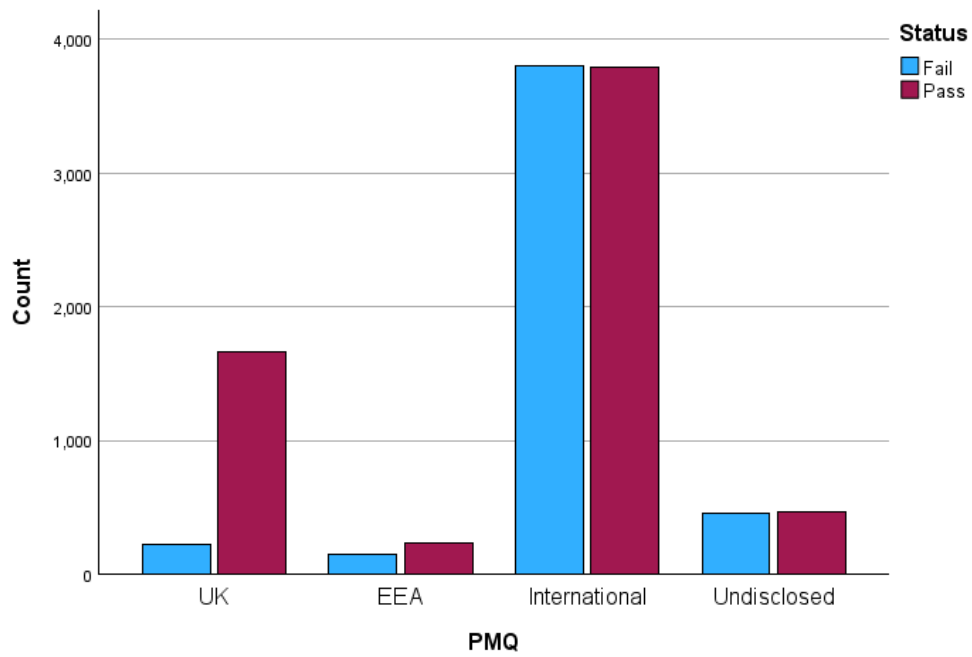




Table 6: Pass rates across RCEM exam diets by English 1st language

English 1st Lang	Fail	Pass	Total	Pass %
No	3196	3459	6655	52.0
Yes	987	2231	3218	69.3
Undisclosed	459	466	925	50.4
Total	4642	6156	10798	57.0

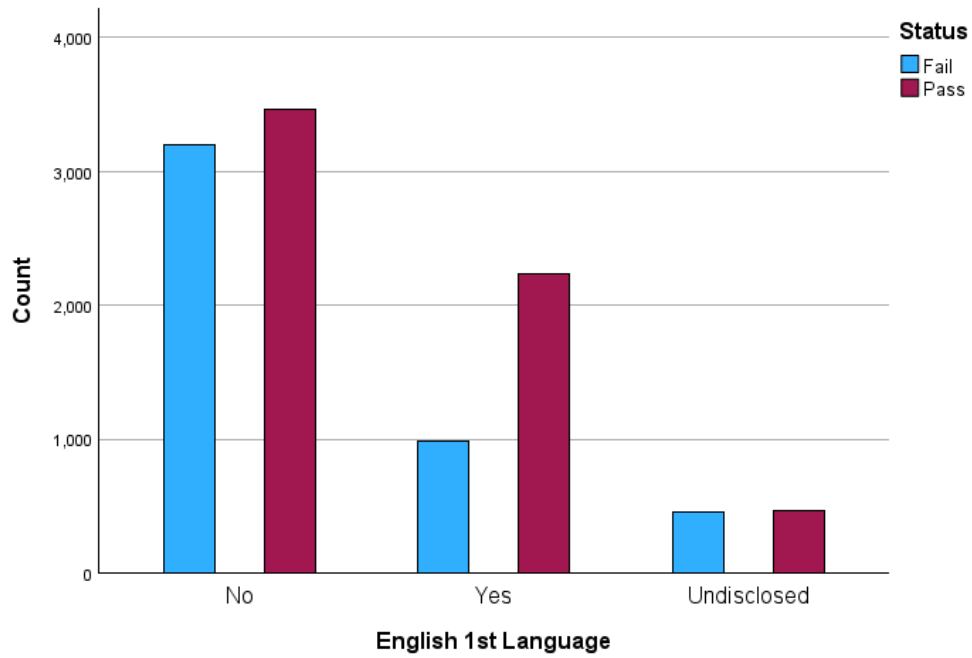




Table 7: Pass rates across RCEM exam diets by attempts

Attempts	Fail	Pass	Total	Pass %
1	2735	4541	7276	62.4
2	1069	974	2043	47.7
3	473	359	832	43.1
4	213	174	387	45.0
5	119	68	187	36.4
6	30	33	63	52.4
7	3	4	7	57.1
8	0	3	3	100.0
Total	4642	6156	10798	57.0

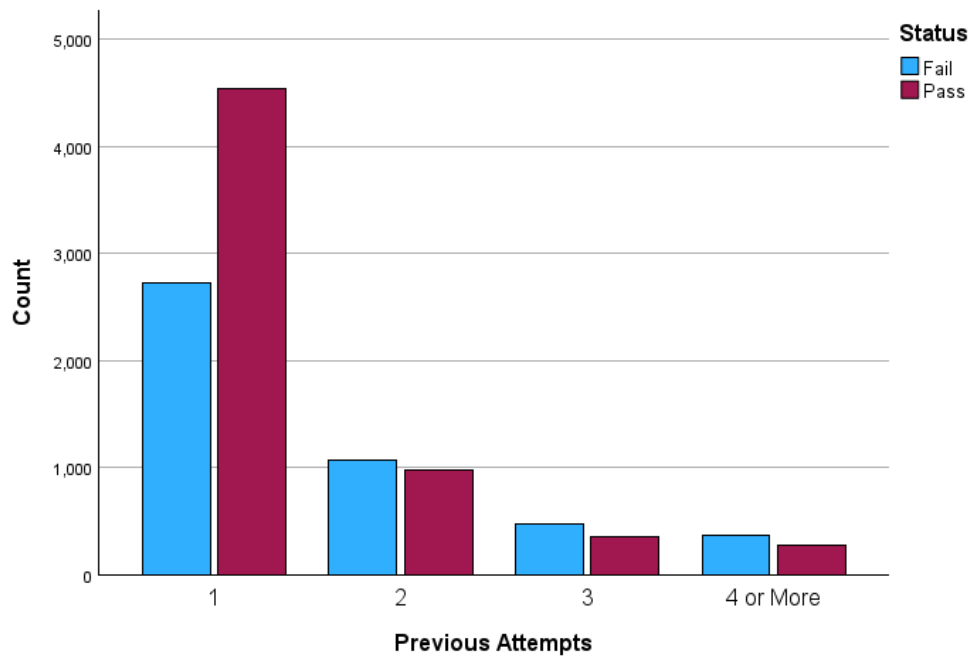




Table 8: Pass rates across RCEM exam diets by adjustments

Adjustment	Fail	Pass	Total	Pass %
No	4565	5976	10541	56.7
Yes	77	180	257	70.0
Total	4642	6156	10798	57.0

